














| Dip Switch Type        | ADE/ADF   | ADP   | GDS  | GDP   | GDH   |
|------------------------|---|---|--|---|---|
|                        |  |  |  |  |  |
| Number of ways         | 2 to 12   | 2 to 10   | 2 to 10  | 2 to 10   | 2 to 10   |
| Mounting style         | THT or SMT  | THT or SMT  | THT or SMT   | THT or SMT  | SMT   |
| Contact rating         | 0,4VA @ 24 VDC max  | 0,4VA @ 24 VDC max  | 0,4VA @ 24 VDC max   | 0,4VA @ 24 VDC max  | 0,4VA @ 24 VDC max  |
| Dielectric strength    | 500 VAC   | 500 VAC   | 300 VAC  | 300 VAC   | 300 VAC   |
| Temperature range (°C) | -30 to +85  | -30 to +85  | -30 to +85   | -30 to +85  | -30 to +85  |
| Actuator type          | Extendend/Flush   | Piano   | Flush  | Piano   | Flush   |
| Dimensions (LxWxH)mm   | 7,06 to 32,51 x 7,5 x 3,5   | 7,06 to 27,38 x 8,8 x 6,0   | 4,93 to 25,25 x 6,2 x 2,7  | 6,05 to 26,37 x 9,6 x 8,7   | 3,66 to 13,82 x 6,2 x 2,3   |

| Dip Switch Type        | GDHL  | STV   | DRD   | MRD   |
|------------------------|---|---|---|---|
|                        |  |  |  |  |
| Number of ways         | 4, 8  | 2 to 10   | BCD or Hexadecimal  | BCD or Hexadecimal  |
| Mounting style         | SMT   | THT   | THT or SMT  | THT or SMT  |
| Contact rating         | 24 VDC 25mA   | 0,4VA @ 20 VDC max  | 0,4VA @ 24 VDC max  | 0,4VA @ 24 VDC max  |
| Dielectric strength    | 300 VAC   | 500 VAC   | 300 VAC   | 300 VAC   |
| Temperature range (°C) | -30 to +85  | -30 to +85  | -30 to +85  | -30 to +85  |
| Actuator type          | Flush   | Flush   | Rotary  | Rotary  |
| Dimensions (LxWxH)mm   | 6,3 to 11,38 x 4,5 x 1,45   | 7,6 to 27,9 x 3,2 x 6,2   | 10 x 10 x 6   | 7 x 7 x 3,3   |

## POWER ROCKER SWITCH

| Power Rocker Switch Type       | PRA   | PRE   | PRF   | PRG   |
|--------------------------------|---|---|---|---|
|                                |  |  |  |  |
| Panel Cut-out                  | 13,0 mm x 19,2 mm   | 19,4 mm x 22,2 mm   | 22,2 mm x 30,2 mm   | 11,2 mm x 30,2 mm   |
| Number of poles                | 1   | 2   | 2   | 1   |
| Right angle version available  | on request  | No  | No  | No  |
| Sealing                        | Dust resistant,<br>waterproof cover available                                       | Dust resistant  | Dust resistant  | Dust resistant  |
| Typ of terminals               | Solder lugs or Quick connect  | Solder lugs or Quick connect  | Solder lugs or Quick connect  | Solder lugs or Quick connect  |
| Illumination available         | Yes   | Yes   | Yes   | Yes   |
| Contact rating                 | 10 A @ 250 VAC  | 6 A @ 250 VAC   | 10 A @ 250 VAC  | 10 A @ 250 VAC  |
| Life expectation in cycles     | more than 6.000   | more than 10.000  | more than 10.000  | more than 10.000  |
| Operating temperature range C° | -20 ... +85   | -20 ... +85   | -20 ... +85   | -20 ... +85   |
| Approvals                      | UL, VDE, ENEC   | UL, VDE, ENEC   | UL, VDE, ENEC   | UL, VDE, ENEC   |